

Instructions for MX5300 NFC KIOSK IV module Install UP-KIT

Mar.12.2024

Revision History


Rev.	Date	WRT	CHK	APL	Contents
00	Mar.12.2024	SHIN.CS	LEE.JO	LEE.DS	First Edition

Purpose, Part List









■ Purpose

These are the instructions for how to install NFC KIOSK IV module for MX5300

■ Tools

Screwdriver (+)	
-----------------	---

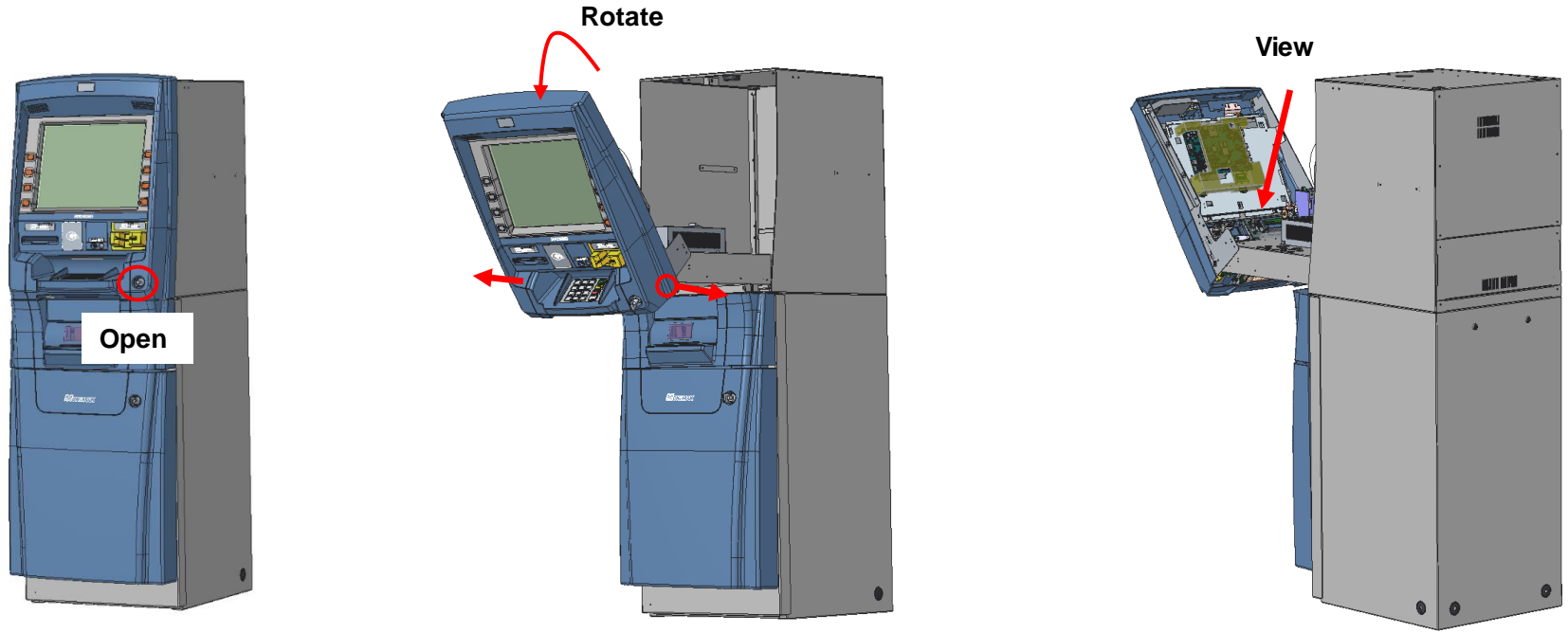
■ Parts

No	Part No.	Part Name	EA	Picture
1	5412000140	UNIT:VIVOPAY KIOSK IV(IDVK-411):IDTECH	1	
2	4210004801	SUPPORT:RF:EGI 1.2t:MX5300	1	
3	3368000005	ETC:RETAINER:COIL_105L:PVC_COATING:DABE2	1	
4	4610000007	SCREW:PH:TAP-2:WH:M3X6:W/ZN	4	
5	3200012336	CABLE_ASSY:VIVO4_SPR_PWR_IF:TTW	1	
6	3200009956	CABLE_ASSY:MBD(CN12)NFC_IF:550MM	1	
7	33659001	TIE:CABLE:BLACK:100	2	
8	5721002549	LABEL:RF:MX5300A	1	

Work Process and Time

No	Step	Work Hours	Notes
1	Prepare to Assemble	5 mins	
2	Assemble NFC Module	10 mins	
Total		15 mins	

[Step 1] Prepare to Assemble

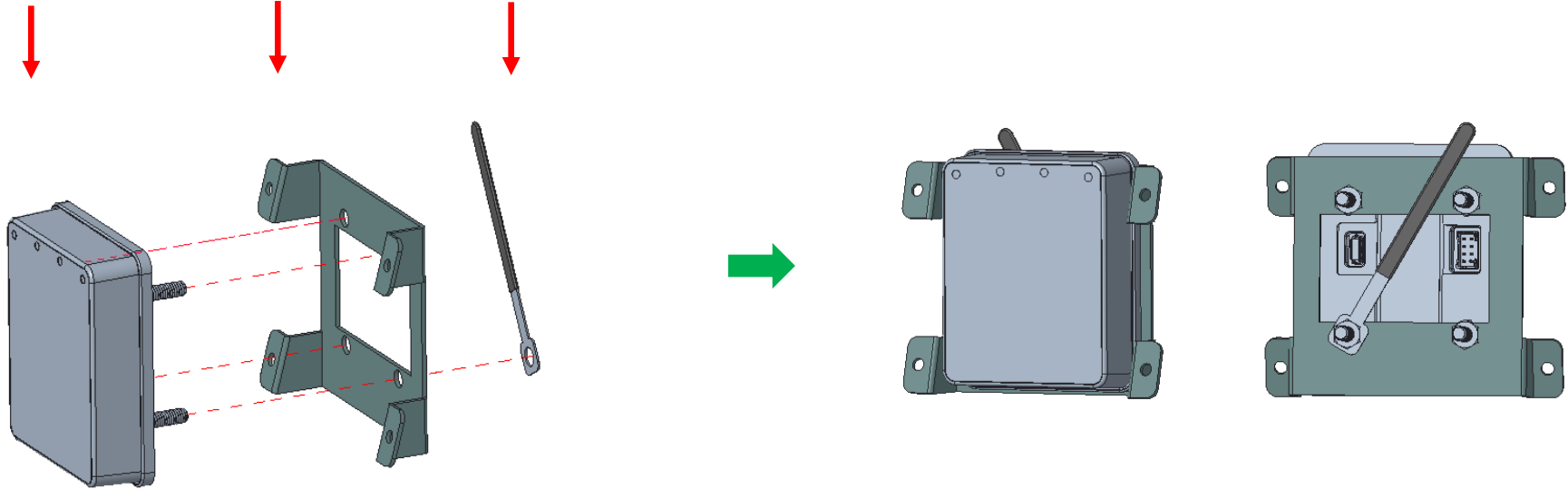


- Pull the front forward
- Loosen the two screws on both sides and rotate the front

[Step 2-1] Assembly NFC Module

No.	Part No.	Qty	Item
1	5412000140	1	UNIT:VIVOPAY KIOSK IV(IDVK-411):IDTECH
2	4210004801	1	SUPPORT:RF:EGI 1.2t:MX5300
3	3368000005	1	ETC:RETAINER:COIL_105L

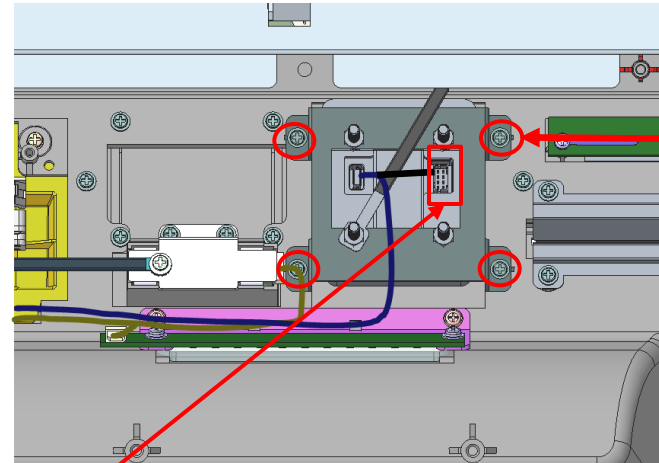
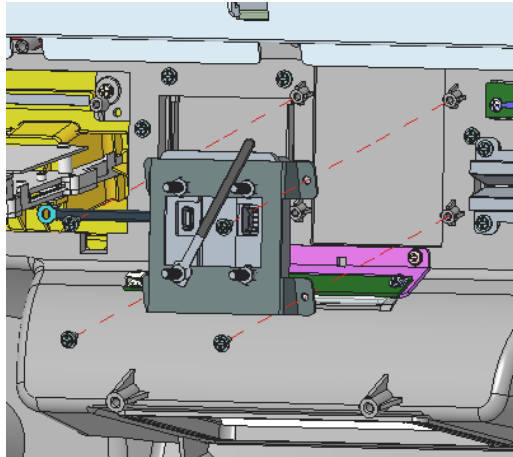
① 5412000140 ② 4210004801 ③ 3368000005



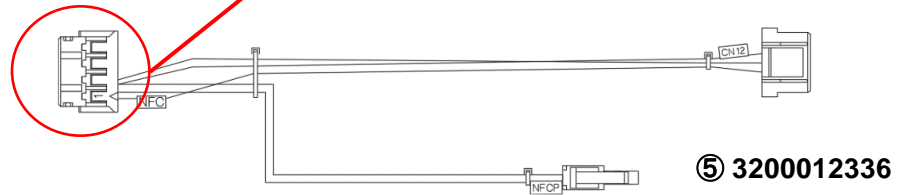
- Subassembly NFC and cover sheet metal.

[Step 2-2] Assembly NFC Module

No.	Part No.	Qty	Item
4	461000007	4	SCREW:PH:TAP-2:WH:M3X6:W/ZN
5	3200012336	1	CABLE_ASSY:VIVO4_SPR_PWR_IF:TTW



④ 461000007

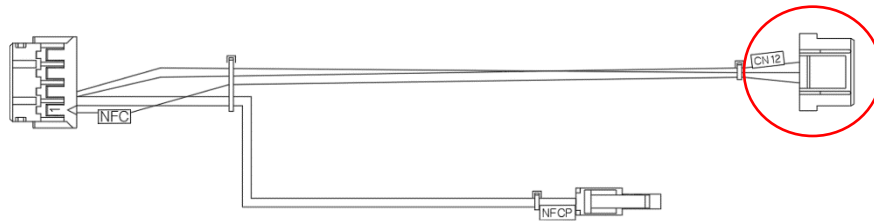


⑤ 3200012336


- Assembly the subassembly.

[Step 2-3] Assembly NFC Module

No.	Part No.	Qty	Item
5	3200012336	1	CABLE_ASSY:VIVO4_SPR_PWR_IF:TTW



⑤ 3200012336

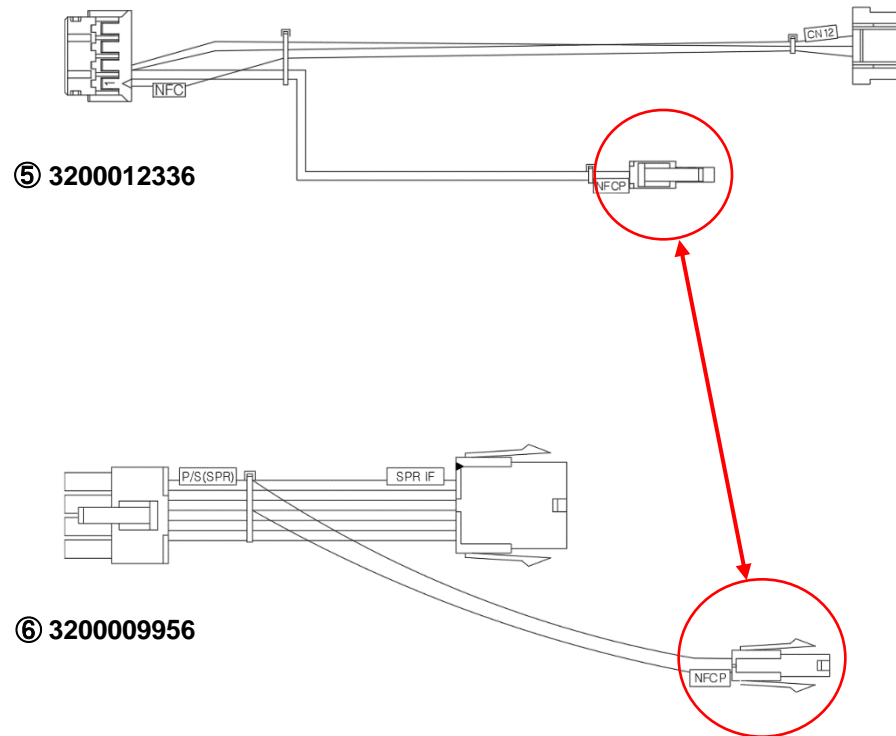


M/B CN12

- Assemble the Cable.

[Step 2-4] Assembly NFC Module

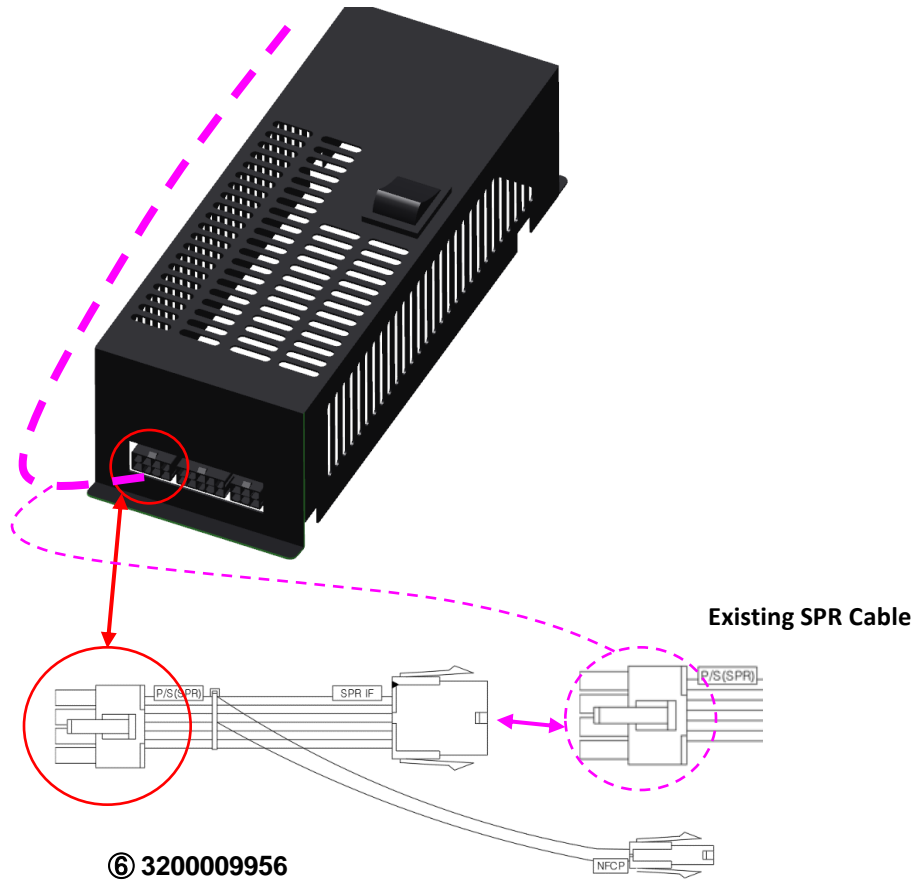
No.	Part No.	Qty	Item
5	3200012336	1	CABLE_ASSY:VIVO4_SPR_PWR_IF:TTW
6	3200009956	1	CABLE_ASSY:MBD(CN12)NFC_IF:550MM



- Assemble the Cable.

[Step 2-5] Assembly NFC Module

No.	Part No.	Qty	Item
6	3200009956	1	CABLE_ASSY:MBD(CN12)NFC_IF:550MM



- Assemble the Cable.

[Step 2-6] Assembly NFC Module

No.	Part No.	Qty	Item
8	5721002549	1	LABEL:RF:MX5300A



- Assembly the label.